

Project Update

Albury Wodonga Regional Hospital Project



January 2026

Artist's impression: Clinical Services Building



A first look inside the new Clinical Services Building

The Albury Wodonga Regional Hospital Project is the largest health investment ever delivered for the border region.

The Albury Wodonga Regional Hospital Project's proposed new Clinical Services Building (CSB) will collocate all acute overnight clinical services at Albury and allow Wodonga to focus on high-volume, low-acuity day surgery, renal dialysis, and sub-acute inpatient and outpatient care. Together both campuses will deliver a safer, more efficient, and future-ready healthcare network.

More than 2,500 community members and staff have generously shared their time, ideas and lived experience to help shape how the new hospital will best serve

the border community. Over 100 Project User Group meetings have brought people together to explore what will work best for patients and visitors, and what will support staff to continue delivering the highest-quality care.

With a focus on consultation, collaboration, respect, and care, communities across Albury and Wodonga have played a key role in shaping a bold and beautiful design connected to Country that will transform healthcare service delivery now and into the future.

Artist's impression: main entry from landscaped forecourt



Over the next few pages, we reveal newly released images of the 7-storey Clinical Services Building (CSB), the centrepiece of the Albury Wodonga Regional Hospital Project.

These images offer a first glimpse into bright, contemporary clinical spaces where thoughtful design and welcoming interiors come together to support safe, seamless, and patient-centred care for generations to come.

From light-filled public spaces to modern clinical areas, the designs reflect a focus on comfort, accessibility and innovation in healthcare delivery.

The CSB design and all planning documents will be available for comment during the public exhibition period in the first half of 2026. We'll share another update as we get closer to the exhibition period.

A regional landmark in healthcare

The new 7-storey Clinical Services Building (CSB) will significantly boost healthcare facilities in the region for the growing Border communities. The additional capacity in inpatient units will support existing health services and better support patient needs.

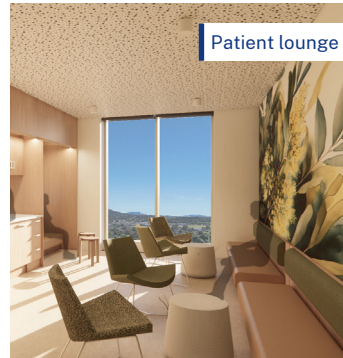
The new CSB will combine the hospital's key clinical services, including intensive care, birthing suites, operating theatres and inpatient units, in a contemporary, purpose-built facility designed to support exceptional care on the existing Albury Hospital Campus.

Featuring a carefully considered vertical design and integrated landscaped surrounds, the building will support seamless interactions between clinical teams and patients, and offer calm, restorative spaces that promote healing and well being.



A welcoming entrance that enhances the visitor journey

The CSB new entry from Keene Street, has been purposefully designed to deliver an immediate impression of calm, warmth and genuine welcome to all visitors. Featuring natural materials, soft light and native planting, the arrival experience reflects the project's design philosophy, which is to deliver a modern health facility that feels human, grounded and connected to Country.



Healing environments designed for comfort

Internal spaces have been shaped around the needs of patients, families and staff. Warm timber tones, natural light and soothing colours feature throughout inpatient areas, creating comfortable, private and restorative spaces for recovery.



Spaces for connection and reflection

The CSB's purpose-built, contemporary design includes carefully planned communal areas, staff lounges and family rooms that foster connection, comfort and well being. These welcoming spaces are designed to support meaningful interactions, provide moments of rest and reflection, and enhance the overall experience for patients, families and staff.



Thoughtful interiors with a human touch

Each material and colour palette has been carefully selected to ensure harmony and comfort, featuring soft neutral wall finishes, warm timber laminates, and durable, low-maintenance flooring.

Public spaces have been carefully designed to be open and intuitive, making it easy to navigate through reception areas, waiting zones, and corridors.



A vision grounded in place

Set against the rolling landscape of the Albury Wodonga region, the new CSB has been designed to maximise natural light and capture expansive views of the surrounding hills.

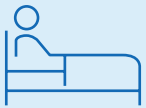
The design uses natural tones and textures, integrating landscape and built form to deliver a place that feels distinctly local.



What the Clinical Services Building will deliver

The new 7-storey Clinical Services Building (CSB) will bring key hospital services together under one roof, creating modern, purpose-built spaces that make care safer, smoother and easier to access for patients, families and staff. Developed through a collaborative design process, the CSB supports efficient patient flow, strengthens clinical teamwork and enables the contemporary, integrated models of care the region needs as it continues to grow.

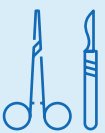
Here's what the new CSB will include:



110 additional overnight beds – including medical and surgical inpatient beds across three new inpatient units, and mental health beds. Emergency care bed services will also be expanded.



Aboriginal Family Lounge, Multi-faith Centre and retail opportunities



New central sterile supply department adjacent to theatres



New cardiac catheterisation laboratory and procedure rooms



New 32-bed Mental Health Unit, replacing and expanding current services offered by Nolan House



Expanded ambulatory care and cardiac diagnostics



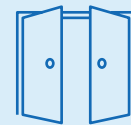
Enhanced maternity and birthing services, including a special care nursery, consolidating women's and newborn services at Albury



New state-of-the-art Intensive Care Unit (ICU)



Advanced operating theatres, including a hybrid theatre for highly complex procedures and a procedure room



New hospital main entry, with landscaped outdoor areas and expanded retail and visitor spaces



Over 300 additional car parking spaces, bringing total campus parking to approximately 1,000 spaces at project completion

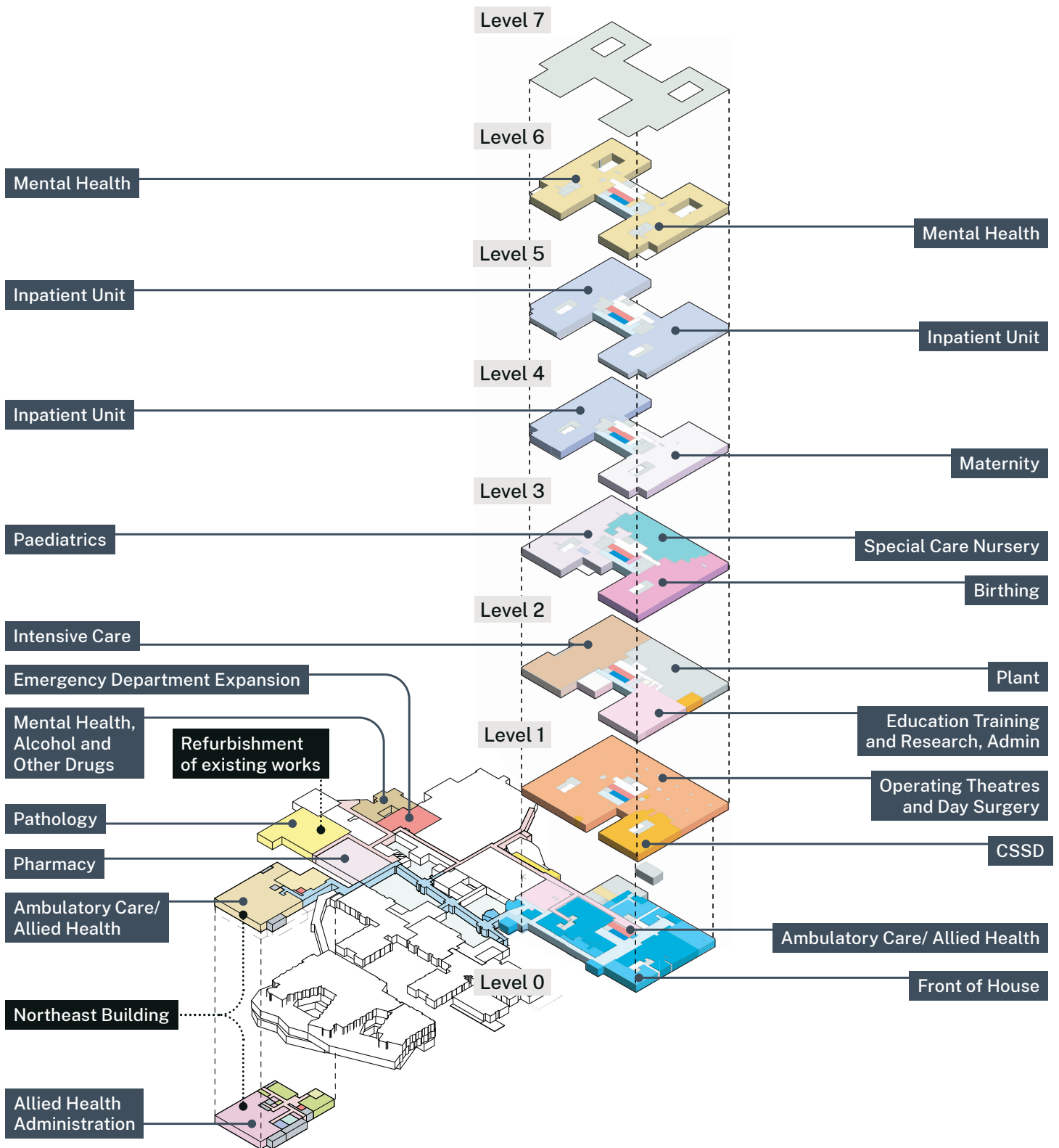


New allied health and outpatient facilities

Clinical Services Building snapshot: Floor by floor

To help bring the planning of the Clinical Services Building (CSB) to life, the block-and-stack diagram below offers a clear, floor-by-floor snapshot of how the building will function.

High-traffic services such as Emergency, imaging and critical care sit on the lower levels for fast access, while the upper floors accommodate inpatient units, specialist clinics, treatment areas and staff spaces; creating an efficient, safe and well-connected environment for patients and teams.



Connecting with Country

We acknowledge the Traditional Owners of the land on which the Albury Wodonga Regional Hospital Project is being delivered, and we pay our deepest respects to Elders past, present and emerging.

Since the early stages of the project, the Albury Wodonga Regional Hospital Project team has collaborated with the First Nations Community Working Group, which brings together local Elders and First Nations community members who have shared their cultural knowledge, perspectives and guidance. Across the eight sessions held to date, these conversations have guided the project's commitment to embedding cultural identity, respect and connection to Country throughout the design.

This dialogue between the First Nations Community Working Group members, the project team and designers has been instrumental in working to achieve the vision of a hospital that reflects and honours Country. This can be seen in the design imagery released featuring natural materials, landscaped courtyards and strong connections to the surrounding environment.

The First Nations Community Working Group has continuously participated in rich and thoughtful feedback sessions, with group members offering invaluable insights

into how cultural narratives, gathering spaces and links to Country can be meaningfully incorporated.

This collaboration continues to deepen our understanding of the cultural significance of the site and reinforce the importance of creating a welcoming, inclusive and healing environment for all.

The project team is grateful for the opportunity to listen, learn and strengthen relationships with the local First Nations community. We are truly thankful for the commitment, cooperation and collaboration of the First Nations Community Working Group members.



Early landscaping design

During the project's construction, we will be seeking community and stakeholder feedback on the landscaping around the Clinical Services Building (CSB). A Review of Environmental Factors, expected to be placed on public exhibition in 2028, will formally invite community and stakeholder feedback on the proposed landscaping, as part of the statutory planning process. This will help ensure the outdoor areas are welcoming, functional and reflective of local needs, while recognising the cultural significance of the land and strengthening connections to Country and place.



Major boost to parking

Since the commencement of the project, consultation has consistently identified parking, traffic impacts and pedestrian safety as key priorities for staff, patients, visitors and the broader community. Planning for permanent verge parking and associated works along East Street and Borella Road has now been approved and is moving ahead.

These upgrades will deliver more than 200 permanent parking spaces across four locations, improving access for patients, visitors and staff while supporting hospital operations throughout construction of the new Clinical Services Building (CSB).

Stakeholders and community members were invited to provide feedback during the public exhibition period from 19 September to 17 October 2025.

Thank you to everyone who took the time to review the plans and share their suggestions. This feedback led to refinements that improve pedestrian safety, accessibility and the overall experience across the campus, while preserving flexibility for future growth.

With planning approval now received, construction of the permanent verge parking areas will begin in early 2026. Access to hospital services will be maintained at all times throughout these works.

When the project is complete, the full parking strategy will deliver a significant increase in street-level parking, providing more than 300 additional spaces and boosting total capacity on the Albury Hospital Campus to approximately 1,000 parking spaces.

This staged parking strategy will:

- Reduce disruption on site during construction

- Maintain parking close to key hospital entries during CSB construction
- Deliver new parking earlier
- Preserve the masterplan location for a potential future multi-storey car park

New at-grade parking locations will include:

- Expansion along the East Street and Borella Road verges
- Southern expansion adjacent to the UNSW Rural School of Clinical Medicine
- Southern expansion near Medical Imaging
- A new northwest car park on the current Nolan House location
- A new car park adjacent to the new CSB main entry drop-off roundabout
- Additional spaces within selected existing car parks

The location and accessibility of parking remain critical considerations for staff, patients and visitors. The project will deliver new and formalised parking before any changes are made to existing parking areas.

Traffic and parking design is being informed by factors including projected clinical services, workforce planning, alongside statutory planning requirements. Detailed studies will be available for review during the CSB public exhibition period in 2026.

This increase represents the number of parking spaces delivered after allowing for some temporary parking adjustments during construction, resulting in a substantial boost to campus long-term parking capacity.



What we heard and what we're doing

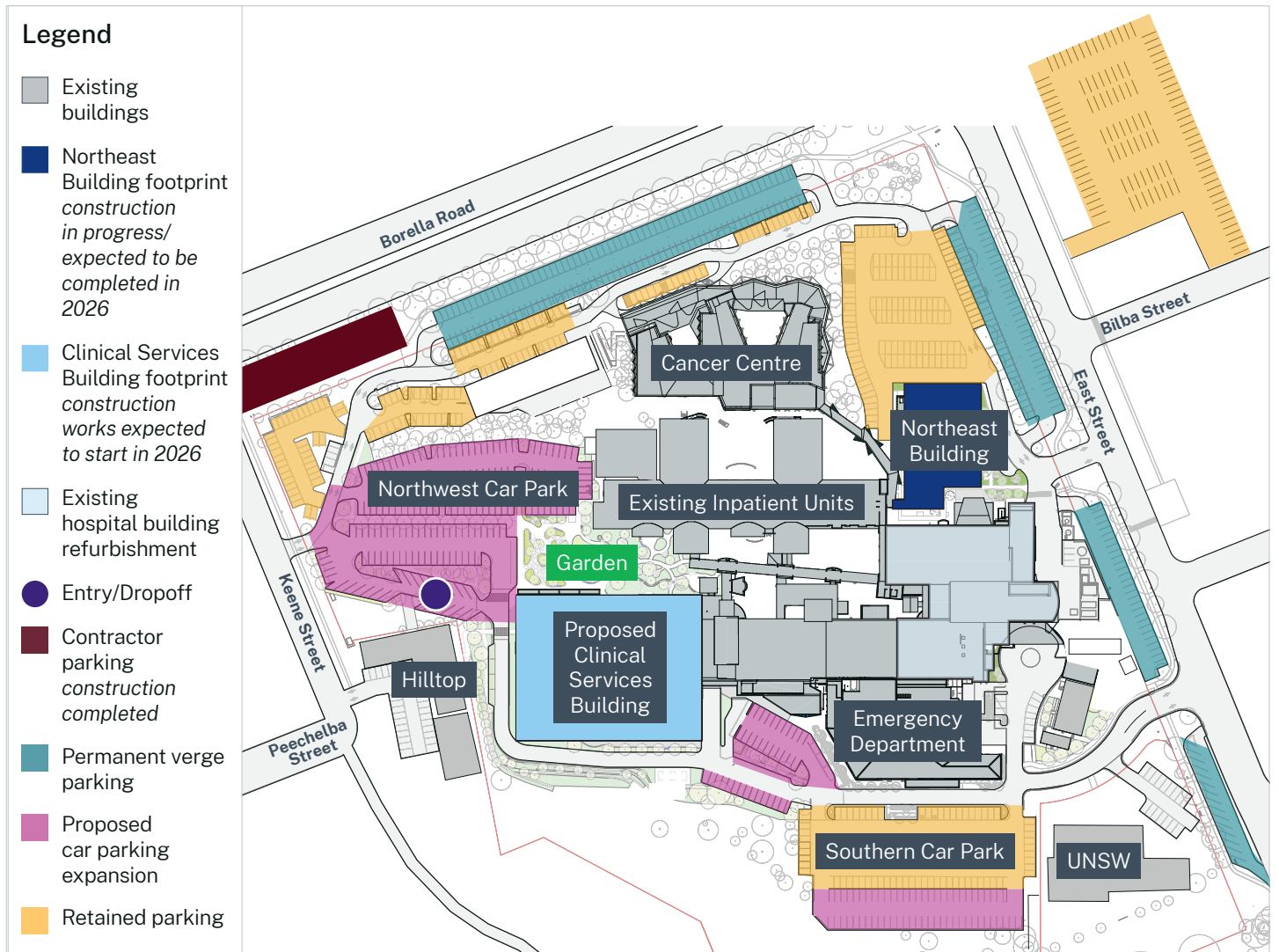
During the public exhibition of the verge parking planning documents, staff and community members provided valuable insights. Many supported the need for more parking but also emphasised the importance of safety, proximity of parking, green space, and fair parking access for staff.

Your feedback has helped directly shape improvements to the final design. These updates aim to make parking safer, greener and more user-friendly for everyone visiting or working on the existing Albury Hospital Campus.

Here's what we heard and how we're responding:

What we heard	What we are doing
Safety first	
Calls for safer crossings, clearer sight lines and better lighting.	New separated pedestrian paths will run behind parking bays, away from traffic. Lighting will be upgraded, and we're working with AlburyCity and Transport for NSW (TfNSW) to improve visibility and pedestrian safety near intersections and bus stops.
Accessibility matters	
Need for parking that's easier to access for everyone, especially those with mobility challenges.	We've included more accessible bays closer to hospital entries, smoothed path gradients, added shaded rest points and will install CCTV and emergency call points to support safety day and night.
Better pedestrian movement	
People asked for safer, more direct walking routes around the campus.	A continuous, well-lit path network will connect all verge parking areas with hospital entries and footpaths. Pedestrian crossings and wayfinding signs will help people move safely across busy areas.
Dedicated staff parking	
Staff asked for some parking to be set aside for their use.	The final layout will deliver a substantial portion of verge parking spaces for hospital staff, located close to key staff access points.
Concerns about congestion and traffic flow	
Concerns about queuing and turning movements.	Entry and exit points have been refined to improve circulation. Traffic modelling is underway with TfNSW and AlburyCity to review signal timing and identify options for smoother flow.
Retaining green space and tree canopy	
Desire for more shade and greenery.	The design now includes 45 additional trees and landscaped planting zones, using native and heat-tolerant plants to create shade and improve amenity.
More spaces near entrances	
Preference for convenient short-term parking and proximity.	Parking and drop-off provisions at the main entry of the CSB have been expanded to better support patient access

Albury Wodonga Regional Hospital Project progress map



What we heard	What we are doing
Improving the look and feel	
Requests for better landscaping and reduced visual clutter.	Temporary barriers will be replaced with permanent kerbs and greenery that soften the frontage while keeping sight lines clear.
Longer-term parking solutions	
Questions about multi-storey parking and future capacity.	Verge parking provides an immediate boost while the campus-wide parking strategy is being developed to guide longer-term solutions and to prepare for a future-ready design.



Continuing the vision

As we move into the next phase of planning, the vision for the new Clinical Services Building (CSB) continues to be shaped by rigorous technical work, cross-border collaboration and strong clinical partnership. Design development progressed this year, supported by detailed technical studies, updated capacity modelling, and ongoing engagement with Albury Wodonga Health (AWH) clinicians and operational teams.

The transformation ahead will see services currently split across two campuses consolidated onto a single modern site.

“Having the entire Women’s and Children’s division on a single site means no more trying to provide an acute response to children and newborns across two sites. This has major benefits for patient safety and timeliness of care.”

**Dr Mark Norden,
Divisional Medical Director**

This project also lays the groundwork for the border region’s future growth. For more than 160 years, Albury Wodonga has been a gateway for care across southern New South Wales and northern Victoria.

With its established health hub, skilled workforce and cross-border referral network, Albury is ideally placed to continue acting as a regional centre of excellence.

In 2026, as part of the statutory planning public exhibition period for the CSB, all planning and technical documents, including further parking information, will be released. This is the next step and a key component of the community and stakeholder engagement process

for the CSB. During this period, we will seek formal feedback on the CSB and provide additional information to guide consultation. Further updates will be issued closer to the exhibition.

“We’ll move to the Northeast Building before the CSB is built, giving us a great opportunity to work from modern facilities and become more innovative and contemporary.”

**Mary Field,
Operations Manager – Specialist Clinics**

Once construction of the Northeast Building is complete, staff will transition to the new building, providing an early opportunity to deliver care from modern facilities.

The Albury Wodonga Regional Hospital Project represents one of the region’s most significant health investments — strengthening clinical services, building future capacity, and bringing world-class care closer to communities across southern NSW and north-east Victoria. It is a proud regional story of partnership, innovation, and a shared commitment to delivering exceptional healthcare for generations to come.



For more information

T: 02 9978 5444

E: HI-Albury@health.nsw.gov.au

W: nsw.gov.au/awrh